

SNOW

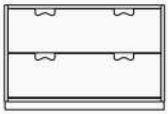
By Thomas Sandell & Jonas Bohlin 1994

Storage in lacquered MDF with base in oak. The drawers are soft-closing.

Colours:
 05 Light Grey
 15 White
 25 Rose
 40 Storm Grey
 44 Nordic Blue
 45 Green Khaki
 46 Dark Sand
 47 Taupe
 49 Char Grey

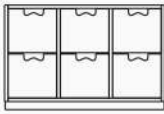
Standard base:
 Natural oak P1

Additional:
 Birch base



Snow Drawer A2

H: 59 cm
 D: 42 cm
 W: 90 cm



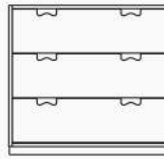
Snow Drawer B2

H: 59 cm
 D: 42 cm
 W: 90 cm



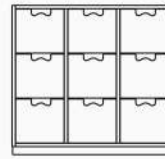
Snow Drawer G3

H: 59 cm
 D: 42 cm
 W: 31,1 cm



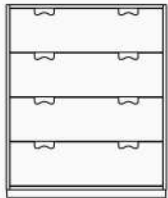
Snow Drawer A3

H: 84 cm
 D: 42 cm
 W: 90 cm



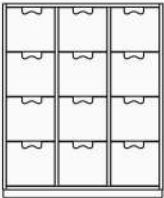
Snow Drawer B3

H: 84 cm
 D: 42 cm
 W: 90 cm



Snow Drawer A

H: 109 cm
 D: 42 cm
 W: 90 cm



Snow Drawer B

H: 109 cm
 D: 42 cm
 W: 90 cm



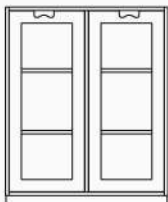
Snow Drawer J4

H: 109 cm
 D: 42 cm
 W: 31,3 cm



Snow Drawer J8


H: 109 cm
 D: 42 cm
 W: 31,3 cm



Snow Cabinet E (Glass doors)

H: 109 cm
 D: 30 cm alt. 42 cm
 W: 90 cm

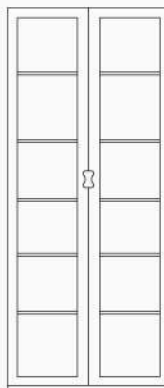
Cabinet with glass doors with middle partition and four shelves, choose between two depths.
 Width of shelf: 42,5 cm
 Extra shelves can be ordered.



Snow Cabinet E (Covered doors)

H: 109 cm
 D: 30 cm alt. 42 cm
 W: 90 cm

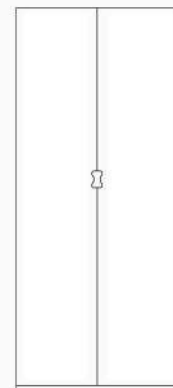
Cabinet with covered doors with middle partition and four shelves, choose between two depths.
 Width of shelf: 42,5 cm
 Extra shelves can be ordered.



Snow Cabinet F (Glass Doors)

H: 210 cm
 D: 30 cm alt. 42 cm
 W: 90 cm

Cabinet with glass doors and lacquered shelves, choose between two depths.
 Width of shelf: 86 cm.
 Extra shelves can be ordered.



Snow Cabinet F (Covered doors)

H: 210 cm
 D: 30 cm alt. 42 cm
 W: 90 cm

Cabinet with covered doors and lacquered shelves, choose between two depths.
 Width of shelf: 86 cm.
 Extra shelves can be ordered.